

# Set Up Your New Infinite Campus Parent Portal

You will need your unique GUID activation key (included with this letter) and a device with internet access.

Navigate to the Parent Portal by clicking the Infinite Campus link on the Park Hill School District homepage ([www.parkhill.k12.mo.us](http://www.parkhill.k12.mo.us) → Parent Resources → Infinite Campus).



If you do not see all of your students, or if you do not have your GUID activation key for your initial login, contact your student's school. If you cannot log in with your username and password or are having other technical difficulties, contact the Help Desk at 816-359-5000.

1

Click the orange "Help" button at the bottom of the sign-in screen.

2

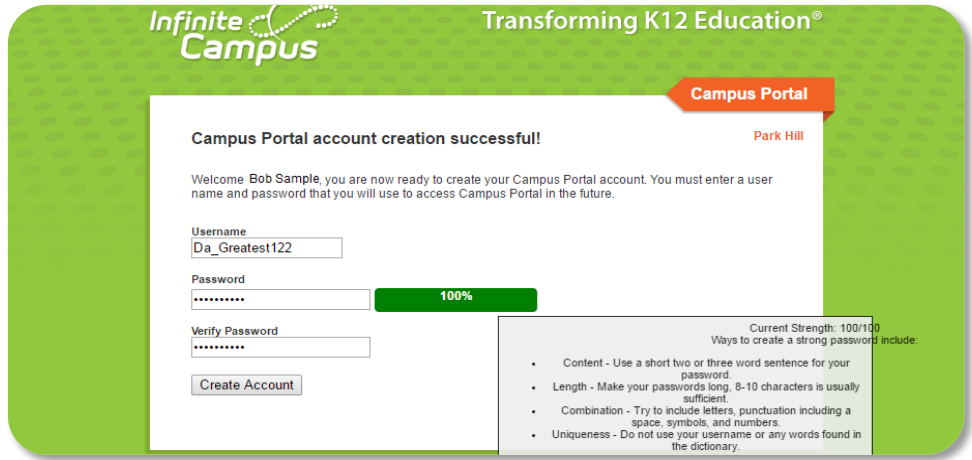
Click the link next to "If you have been assigned a Campus Portal Activation Key".

3

Type your GUID into the boxes. Double check to make certain you have it correct, then hit submit.

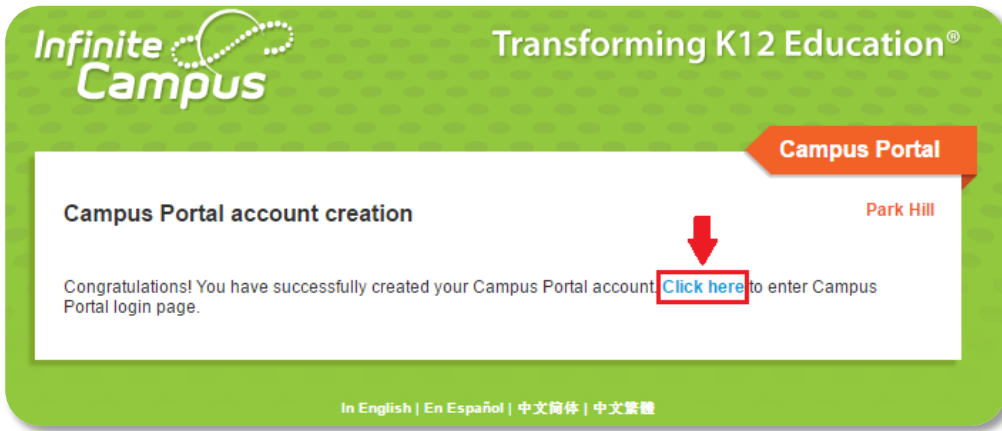
4

Choose a unique username and password. Hovering over the password strength meter will show you password recommendations. Click "Create Account".



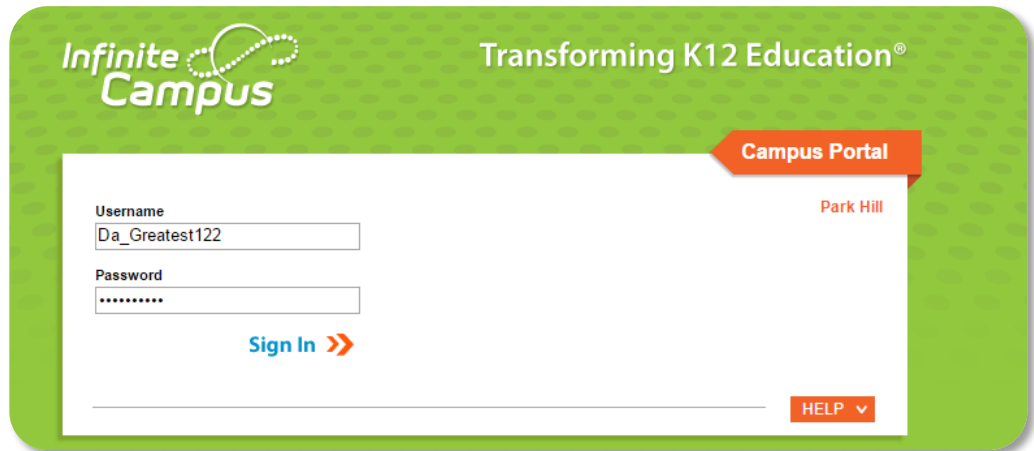
5

Click the link to return to the login page.



6

Log in with your new username and password.



7

Explore the new Infinite Campus Parent Portal!

